

# RS-160d/280d-16



## Features :

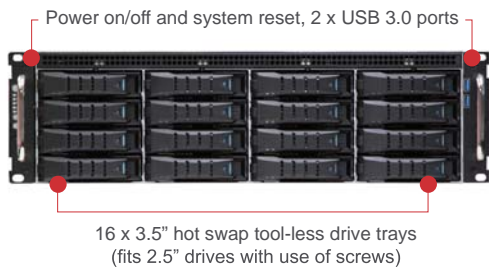
- Tool-less design supports quick installation and easy maintenance:
  - Tool-less 3.5" & 2.5" drive trays
  - Tool-less top covers
  - Tool-less backplane
  - Tool-less slide rails
- 12Gb/s SAS expander chip on backplane
- Specially designed hot swap and low power consumption fans minimize rotational vibration and provide superior cooling
- 3.5" drive tray comes with 4 screw holes to adapt to 2.5" drive
- Two front access USB 3.0 ports
- Comes with a 80+ Platinum redundant PSU

## SPECIFICATIONS

<b>Dimensions</b> (W x D x H)	mm : 430 x 680 x 132		
	inches : 16.93 x 26.8 x 5.2		
<b>Industry Standard</b>	EIA-RS310D		
<b>Material</b>	Heavy-duty preplated SPGC cold-rolled steel		
<b>Color</b>	Front Panel : Black		
<b>Cooling</b>	Middle : 3 x 80x38mm PWM & low-power consumption hot swap fans		
<b>Power Supply</b>	800W 1+1 redundant PSU PMBus 1.2 80+ Platinum		
<b>Expansion Slots</b>	7		
<b>Front Panel</b>	System power on/off and system reset, UID S/W, 2 x USB 3.0 ports		
<b>LED Indicators</b>	Power, LAN, Drive and Alert, UID		
<b>System Board</b>	X10DRi 12"(W) x 13"(D) E-ATX/SSI EEB 3.6 compliant MB		
<b>Drive Bays</b>	External	3.5" hot swap	16
	Internal	2.5"	Options : • 6 x 2.5" internal • 4 x 2.5" internal and 2 x 2.5" hot swap
	Peripheral Drive	Slim DVD-ROM	• 4 x 2.5" internal and 1 x Slim DVD-ROM • 2 x 2.5" internal, 2 x 2.5" hot swap and 1 x Slim DVD-ROM


<b>Backplane</b>	<ul style="list-style-type: none"> <li>• 1 x 16-port 12Gb SAS backplane with 28-PHY expander chip and 3 SFF-8643 connectors</li> <li>• 16-port 12Gb passive backplane with option 4 x NVMe support</li> </ul>	
<b>Storage Temperature</b>	0°C(32°F) ~ 50°C(122°F)	
<b>Humidity</b>	5%~95% non-condensing	
<b>Gross Weight</b>	(w/ PSU & Rail)	kgs : 34
		lbs : 75
<b>Packaging Dimensions</b>	(W x D x H)	mm : 590 x 885 x 333
		inches : 23.2 x 34.8 x 13.1
<b>Cubic Feet</b>	6.03	
<b>Container Load Quantity</b>	20'	158
	40'	323
	40' H	390
<b>Mounting</b>	Standard	28" tool-less slide rail

FRONT VIEW



Optional item - Front door

REAR VIEW



TOP VIEW

Option 2 :

- 4 x Internal 2.5" drive trays
- 2 x 2.5" hot swap drive trays

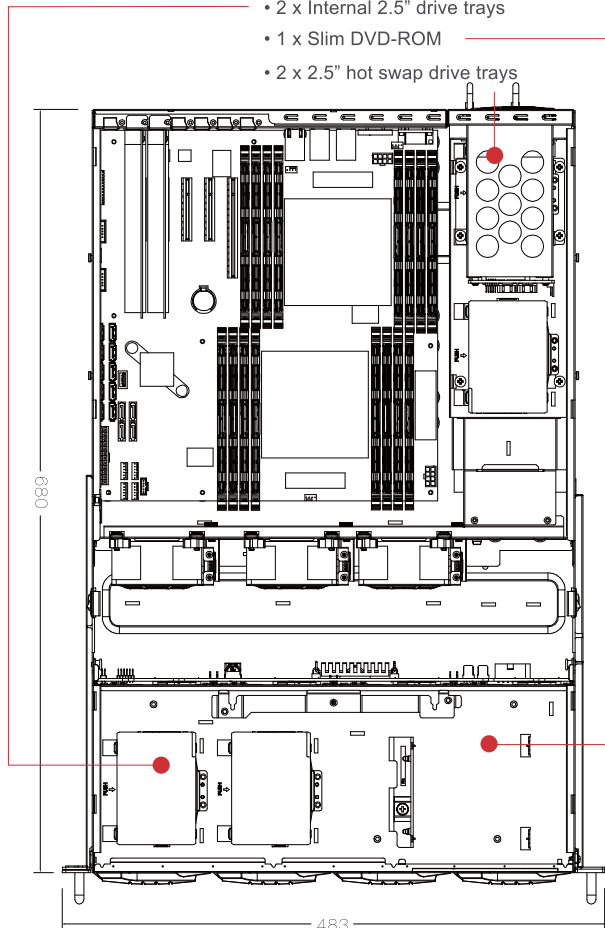


1 x 16-port 12Gb SAS backplane with 28-PHY expander chip and 3 SFF-8643 connectors

MECHANICAL DRAWING

Option 4 :

- 2 x Internal 2.5" drive trays
- 1 x Slim DVD-ROM
- 2 x 2.5" hot swap drive trays



Power supply is included. Motherboard is not included.