

RS-160/280-16



2U 16-bay 2.5" High Disk I/O Performance Server Chassis



Features & Benefits

- Supports 16-bay 2.5" HDD configuration and removable drive cage for two 2.5" HDD and one slim ODD
- Supports 12Gb/s 16-port backplane with SAS Expander
- Anti-vibration and hot-swap middle fans with smart speed control (on backplane)
- Easy-swap 3-slot (Riser) or 7-slot (Low profile) rear window
- Supports 2U single or 1+1 redundant PSU


Specification

M/B Form Factor	• X10DRi or X10SRI-F or others Extended ATX (12" x 13")
Dimension (D x W x H)	• 660 x 430 x 88 (mm), 26" x 16.9" x 3.5"
Drive Bay	• 16 x 2.5" Hot-swap, 2 x 2.5" Hot-swap + 1 x slim ODD • 2 x 2.5" Internal HDD (Option)
PSU Form Factor	• 2U Single 500w or 1+1 Redundant 875w
Indicators	• 1 x Power Status, 2 x LAN Activity, 1 x Fan Failure & Overheat
Front Control	• Power On/Off, Alarm Mute, System Reset, 2 x USB 3.0
Cooling Fans	• Middle: 3 x 80mm (Up to T=38mm), PWM, Rear: 2 x 40mm (Option)
System Security	• Intrusion Switch (Option)
Slot Opening	• 3 x full height and length or 7 x low profile
HDD Backplane	• 12Gb/s SAS expander module
Metal Thickness	• 1.2mm
Materials	• SGCC
Net Weight	• 11.0 kg
Gross Weight	• 12.7 kg
Cubic Feet	• 3.05
Container Info.*	• 20':314, 40':638, 40'H:690


*Single Packing



430 mm / 16.9"



660 mm / 26"



Optional 2-bay 2.5" HDD cage



Optional drive cage for 2 x 2.5" hot-swap HDD +1 x slim ODD



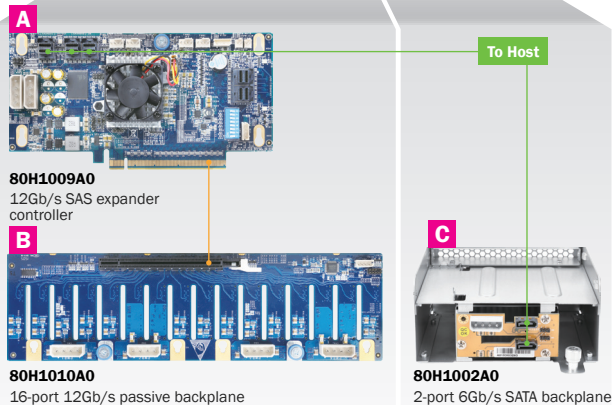
Tool-less backplane installation

12Gb/s Backplane

P/N	• 80H1009A0 A / 80H1010A0 B
Dimension (W x H)	• 190 x 97.75mm / 273 x 78mm
Backplane Type	• Active / Passive
Host Interface	• Mini SAS HD (SFF-8643)
HDD Interface	• 16/24- port 2.5" SAS/SATA (SFF-8680)
SAS Expander	• LSI SAS3x36R
Tool-less Installation	• Yes
Features	• SES, Temperature Monitoring, Smart Fan, T-10 Zoning, I2C

P/N	• 80H1002A0 C
Dimension (W x H)	• 75.5 x 33.5mm
Backplane Type	• Passive
Host Interface	• 2 x SFF-8448
HDD Interface	• 2 x SFF-8482
SAS Expander	• N/A
Tool-less Installation	• N/A
Features	• N/A

Backplane wiring diagram



Optional Items

	Order Code	Description
Riser Card	80H0901B0	2-Slot, PCI-e 16x& PCI-X 64Bit, Cable Link
	80H0902B0	1-slot, PCI-e 16x or PCI-X 64 Bit
Rear Window	84H30-006	3-slot, Full Height
Slide Rail	84H30-002	21.9", For 2U/3U/4U

※PSU ※ M/B Support ※ I/O Gasket ※ Air Duct ※ (Detailed in ReShield websites)

Order Information

Order Code	M/B	Backplane	Cooling Fan(mm)	PCI Slot	PSU	Slide Rail
RS-280-16S	12" x 13"	12Gb/s SAS/SATA w/Expander module	3 x 8032	7 x LP	500w	Option
RS-280-16R	12" x 13"	12Gb/s SAS/SATA w/Expander module	3 x 8032	7 x LP	875w	Included